



DoorBird
Technology meets Design.



SONY
Image sensor technology



OSRAM
LED TECHNOLOGY INCLUDED

Bluetooth

1080P
FULLHD


D1101V FLUSH-MOUNT

IP VIDEO DOOR STATION

Compact Edition
1 Call Button

Designed,
developed and
made in Germany

ANSWER YOUR DOOR ANYWHERE.



HOW DOES IT WORK?

Imagine, you are not at home and your children have locked themselves out or the courier wants to deliver a parcel. With DoorBird this is no longer a problem. Every time someone rings the doorbell you will get a push notification on your smartphone or tablet. Via the DoorBird App you are not only able to talk to the visitor but also see them live in HD quality. You will never miss a visitor again. With DoorBird you are on the move and yet at home, even if a burglar rings at the door to check if someone is at home.

SMART HOME STARTS AT THE FRONT DOOR

DoorBird is the smart solution for your house entrance. Simply connect your DoorBird IP Video Door Station to your smartphone and talk to your visitor - anywhere you are. The IP Video Door Station can be used as a stand-alone unit or can be integrated into an existing Smart Home platform. Even existing classic installations such as a door chime or an electric door opener can still be used and controlled via the DoorBird App.

QUALITY MADE IN GER- MANY

All DoorBird products are designed, developed and produced by Bird Home Automation GmbH in Berlin, Germany. We manufacture all products with the greatest care and precision, and deliver them to our customers all over the world.

FEATURES



Open API

- Local interface for integration with third-party systems and SIP



Video and audio call

- On smartphones, tablets (iOS, Android), IP and landline phones (SIP)



Smart Transmission Mode (STM)

- Real-time audio / video communication, optimized for mobile devices via WiFi, 3G, 4G, 5G



Smart Home & NVR compatible

- Control4, Loxone, Crestron, Synology, AVM FRITZ!Fon, URC, QNAP, RTI, ELAN, Fibaro, Bang & Olufsen and others



Individual action schedules, e.g.:

- Access via Bluetooth on Wednesday from 9 am until 11 am
- 4D motion sensor switches on external lamp between 9 pm and 6 am



Automatic door opener

- For use in medical offices and office environments



Free visitor history

- Store still images for free. Optional video recording available.



Geofencing

- Automatic door and gate opening when returning home



Burglary prevention

- Prevents more break-ins than an alarm system



Easy self-install

- Quick installation via QR code scan



Night vision

- With 12 Infrared LEDs



Light sensor

- For night vision mode



Motion sensor with 4D technology

- Distance up to 6 m (19,7f) adjustable via App (interval: 1 m / 3.3f)



HDTV Video

- Ultra wide-angle, hemispheric lens, 200°



Noise reduction and echo cancellation (AEC, ANR)



Bluetooth Low Energy (BLE)

- For access control, compatible external sensors and smart locks



Configurable call button

- With backlit nameplate



Easy connection to the network

- Connection via network cable (PoE, network data) or bell wire via 2-wire transformer



One freely configurable bi-stable switching relay

- Control one door or gate via App
- Status configurable via App: temporary or permanent circuit



WiFi enabled

- Works within a WiFi network, no LAN cable needed

GENERAL

Front panel	3 mm (0.12 in), stainless steel V4A/V2A
Mounting housing (backbox)	Stainless steel
Mounting type	Flush-mounted, surface-mounted version sold separately
Call button	Plastic see www.doorbird.com/buy
Nameplate	Illuminated
Power supply	15 V DC (max. 15 W) or Power over Ethernet (PoE 802.3af Mode-A)
Weight	525 g
Connectors	<ul style="list-style-type: none"> • LAN/PoE (T+, T-, R+, R-) • Bi-stable latching relay (potential-free), max. 1-24 V DC/AC, 1 A, e.g. for electric door opener • Switch relays, max. 24 V DC / AC, 1 A, e.g. for conventional door chimes • External input for external door opener button • 15 V DC input (+, -), max. 15 W
Weatherproof	Yes, IP65
Approvals	IP65, CE, FCC, IC, RoHS, REACH, IEC/EN 62368, IEC/EN 62471, Wi-Fi CERTIFIED™
Dimensions	171,9 x 85 x 32 mm (H x W x D) 6.77 x 3.35 x 1.26 in (H x W x D)
Operating conditions	-25 to +55°C / -13 to 131°F Humidity 10 to 85 % RH (non-condensing)
Scope of delivery	<ul style="list-style-type: none"> 1x Main Electrical Unit 1x Front panel 1x Flush-mounting housing (backbox) 1x Power supply unit (mains adaptor) with 4 country-specific outlet adaptors (110 - 240 V AC to 15 V DC) 1x Screwdriver 1x Quickstart guide with Digital Passport 1x Installation manual 1x Small parts
Warranty	see www.doorbird.com/warranty

SYSTEM REQUIREMENTS

System requirements	<p>Mobile device: Newest iOS on iPhone/iPad, newest Android on Smartphone/Tablet</p> <p>Internet: High-Speed Landline Broadband Internet connection, DSL, cable or fiber optic, no socks or proxy server</p> <p>Network: Ethernet Network, with DHCP</p> <p>Camera lens should be at a min. height of 145 cm (57 in). Before the installation please determine your optimal installation height.</p>
Recommended installation height	Camera lens should be at a min. height of 145 cm (57 in). Before the installation please determine your optimal installation height.

VIDEO

Camera	HDTV 1080p, dynamic (VGA - HDTV)
Lens	High-end ultra wide-angle hemispheric lens 200° (D), 150° (H), 90° (V), straightened, IR-capable
Night vision	Yes, light sensor, automatic IR-cut filter, 12 Infrared LEDs (850 nm)

AUDIO

Audio components	Speaker and microphone, noise reduction and echo cancellation (ANR, AEC)
Audio streaming	Two-way

NETWORK

Ethernet	PoE 802.3af Mode-A, 10/100 Base-T
WiFi	2.4 GHz b/g/n
Supported protocols	HTTP, HTTPS, SSL/TLS, Bonjour, DNS, RTSP, RTP, TCP, UDP, RTP, ICMP, DHCP, ARP, SIP, DTMF (RTP [RFC-2833], SIP INFO [RFC-2976]), STM

MOTION SENSOR

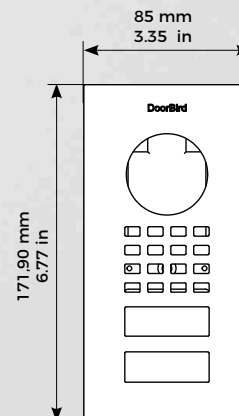
Type	Active
Detection angle	80° (H), 50° (V)
Range	1 - 6 m (3.3 - 19.7 ft), depends on environment, configurable in 1 m (3.3 ft) steps.
Technology	4D. Based on multiple integrated sensors and algorithms, e.g. Radio Frequency Energy (RFE)
Configuration	<p>Via App, e.g.</p> <ul style="list-style-type: none"> • Range (1 - 6 m / 3.3 - 19.7 ft) • Movement direction (coming, leaving, both) • Individual events (e.g. switch a relay, push notification, SIP call [audio/video], HTTP(s) requests) • Individual schedules

INTEGRATED WIRELESS MODULES

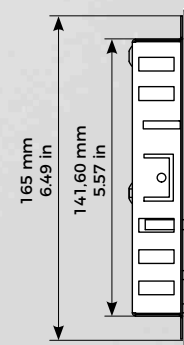
WiFi	2.4 GHz
Bluetooth	Bluetooth Low Energy (BLE), enabled with future firmware and App update
Sensor	24 GHz, can be disabled

OPTIONAL ACCESSORIES

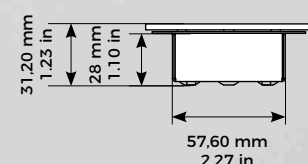
Sold separately	see www.doorbird.com/buy
-----------------	--------------------------------------------------------------------



Front panel



Housing (backbox)



Housing (backbox)